



AN ISO 9001 & A WHO GMP CERTIFIED COMPANY



ANNEXURE-VI

The financial details and capital evolution of the transferee/resulting and transferor/demerged companies for the previous 3 years as per the audited statement of Accounts:

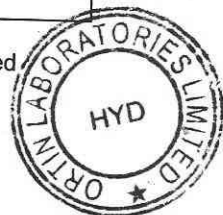
Name of the Company: Ortin Laboratories Limited (Demerged Company)

(In Rupees)

| | As per last Audited Financial Year | 1 year prior to the last Audited Financial Year | 2 years prior to the last Audited Financial Year |
|---------------------------|------------------------------------|---|--|
| | 2016-17 | 2015-16 | 2014-15 |
| Equity Paid up Capital | 16,94,04,000 | 16,94,04,000 | 16,94,04,000 |
| Reserves and surplus | 6,72,52,234 | 6,33,20,994 | 5,49,82,533 |
| Carry forward losses | - | - | - |
| Net Worth | 23,66,56,234 | 23,27,24,994 | 22,43,86,533 |
| Miscellaneous Expenditure | - | - | - |
| Secured Loans | 17,22,66,973 | 18,17,91,373 | 18,29,14,856 |
| Unsecured Loans | 3,01,92,799 | 1,84,04,419 | 1,45,61,921 |
| Fixed Assets | 21,04,13,914 | 21,62,73,238 | 21,83,44,904 |
| Income from Operations | 61,87,27,279 | 62,94,46,762 | 60,41,25,569 |
| Total Income | 62,19,49,837 | 63,51,89,669 | 60,63,27,303 |
| Total Expenditure | 61,17,45,542 | 62,12,35,750 | 59,07,90,725 |
| Profit before Tax | 1,02,04,295 | 1,39,53,919 | 1,55,36,578 |
| Profit after Tax | 39,31,240 | 83,38,460 | 89,79,233 |
| Cash profit | 2,09,68,174 | 2,48,12,686 | 2,53,94,487 |
| EPS | 0.23 | 0.49 | 0.53 |
| Book value | 13.97 | 13.74 | 13.25 |

For Ortin Laboratories Limited

S. Murali Krishna Murthy
Managing Director
(DIN: 00540632)



Corp. & Regd. Office : H.No:1-2-593/29, Ground Floor, Street No.4, Gaganmahal Colony, Near Bala Sai Baba Temple
Domalguda, Hyderabad - 500 029, Telangana, INDIA. Phone : +91 40 27562055 / +91 40 27567266
website : www.ortinlabsindia.com Email : info@ortinlabsindia.com
CIN : L24110TG1986PLC006885



Name of the Company: *Vineet Laboratories Limited (Resulting Company)

(In Rupees)

| | As per last Audited Financial Year | 1 year prior to the last Audited Financial Year | 2 years prior to the last Audited Financial Year |
|---------------------------|------------------------------------|---|--|
| | 2016-17 | 2015-16 | 2014-15 |
| Equity Paid up Capital | 1,00,000 | NA | NA |
| Reserves and surplus | - | NA | NA |
| Carry forward losses | - | NA | NA |
| Net Worth | 33,740 | NA | NA |
| Miscellaneous Expenditure | 66,260 | NA | NA |
| Secured Loans | - | NA | NA |
| Unsecured Loans | - | NA | NA |
| Fixed Assets | - | NA | NA |
| Income from Operations | - | NA | NA |
| Total Income | - | NA | NA |
| Total Expenditure | - | NA | NA |
| Profit before Tax | - | NA | NA |
| Profit after Tax | - | NA | NA |
| Cash profit | - | NA | NA |
| EPS | - | NA | NA |
| Book value | - | NA | NA |

*Resulting Company incorporated on 10.11.2016 and hence there is no business activity.

For Vineet Laboratories Limited

Gaddam Venkata Ramana
Director
(DIN: 00031873)

